

## Elevator Access Control Panel



### System Features

- Controls up to 384 Floors (12 Floors per Controller, Expandable up to 32 Controllers per Loop)
- Automatic System Reset via Self-Diagnosis(Watchdog Function)
- 26/34 Bit Wiegand Selectable with LCD/Keypad or Management Software
- Supports up to 4 Key Panels per each Elevator
- Allows Integration with iTDC Access Control Panel
- Time Schedule Setting by Floor or ID
- Real-Time Monitoring of Elevator Access and Alarm Status via Management Software
- Designed to Withstand ESD (Electro Static Discharge) Shock
- Compatible Software: STARWATCH iTDC PRO I/II, iDWATCH IAD PRO I/II, iDWATCH IAD BASIC I/II
- \*ELEVATOR384 for Single Operation: STARWATCH ELEVATOR PRO
- \*ELEVATOR384 + iTDC for Integrated Operation: STARWATCH iTDC PRO I/II + ELEVATOR PRO

Model		ELEVATOR384
CPU		8 Bit Microprocessor
Memory	Program	64K Byte ROM
	Data	512K Byte Flash Memory
User IDs		20,000 / 50,000 Users (Users and Event Buffer Definable)
Event Buffers		3,000 / 20,000 Events
Power / Current		DC12V / Max. 400mA
Management		Manages up to 384 Floors (Manages 12 Floors per 1 Controller)
Capacity per Floor		Up to 32 Controllers Expandable (32 Controllers per Loop)
Reader Port		4 EA : 26/34 Bit Wiegand, 4/8 Bit Burst for PIN
Communication		RS232 / RS422 / RS485 (Max. 255ch.) / Ethernet (Internal Ethernet Module IIM7100A Required / Optional)
Communication	Serial	9,600 bps (Default) / 4,800 / 19,200 / 38,400 bps (Selectable)
Speed	Ethernet	10/100 Mbps
Output Port		12 EA : 2 FORM-C Relay Output (COM, NO, NC) / DC 12V ~ 18V, Rating Max. 2A
LED Indicator / Buzzer		38 LED Indicators / Piezo Buzzer
Operating Temperature		0° ~ +65°C
Operating Humidity		10% ~90% Relative Humidity Non-Condensing
Dimension (W x H x T) / Weight		145 x 185 x 18mm / 342g
Certification		FCC, CE, KCC, RoHS, UL

#### Optional Features (Manual Configuration Available for Standalone Operation)

LCD	Character LCD (2 Lines x 16 Char.) / 80 x 36mm (3.15" x 1.41") Screen		
Keypad	16 Numeric Keypad		

#### Time Schedule

Time Code	15	Holiday Code	10
Time Interval	5	Holiday	100



NEMA Case



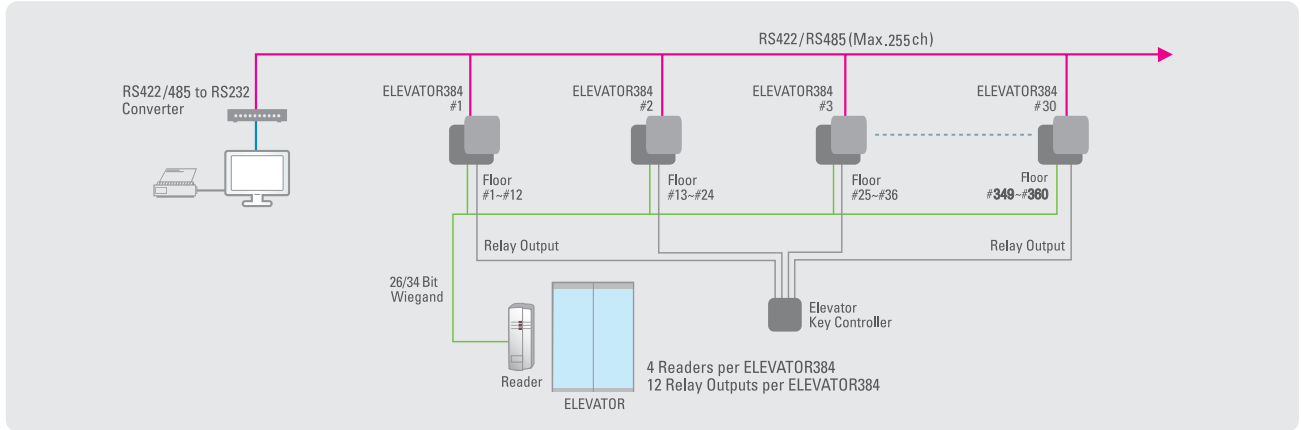
Ethernet Module  
(IIM7100A Module)



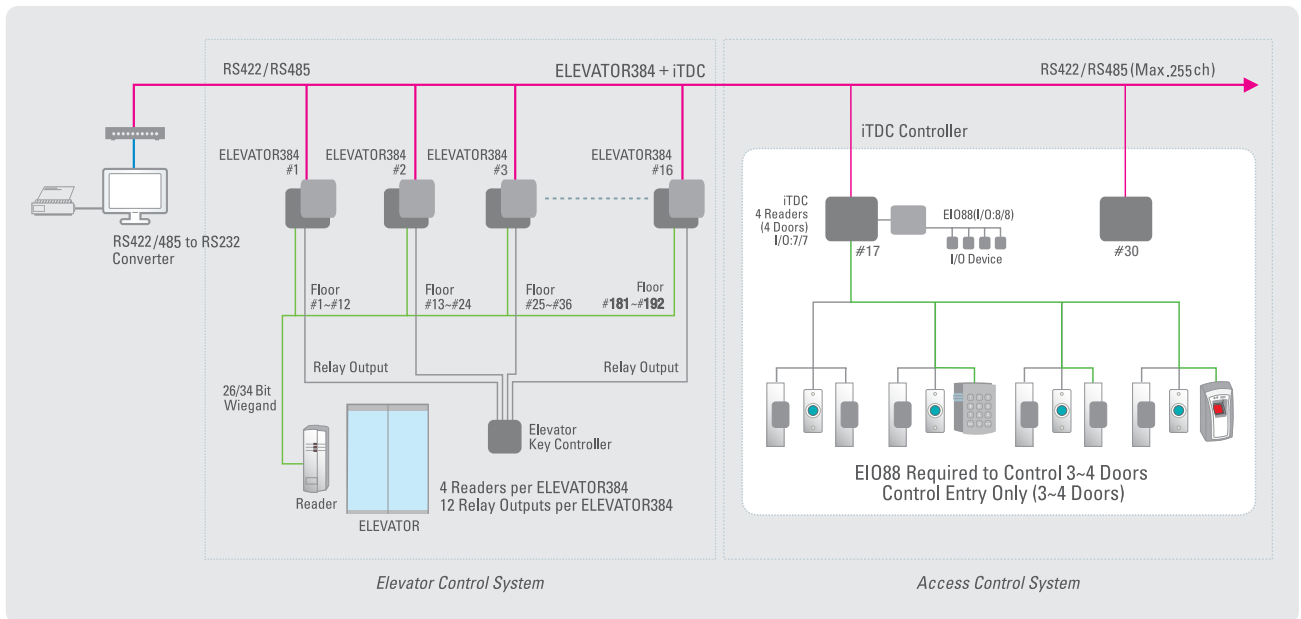
Keypad/LCD

## ELEVATOR384 Configuration


· Reader and ELEVATOR384 Configuration



· ELEVATOR384 + iTDC System Configuration



## ELEVATOR384 Package



### ELEVATOR384 Packages - 1

ELEVATOR384 Board	1 EA
NEMA Case	1 EA
Power Supply (ID40WA)	1 EA
NFB Switch	1 EA
Back-up Battery (12V/7A)	1 EA

### ELEVATOR384 Packages -2(Ethernet (TCP/IP))

ELEVATOR384 Board	1 EA
NEMA Case	1 EA
Power Supply (ID40WA)	1 EA
NFB Switch	1 EA
Back-up Battery (12V/7A)	1 EA
Ethernet Module (IIM7100A)	1 EA

SignTech- Colombia  
[www.signtechbiometric.com](http://www.signtechbiometric.com)  
[info@signtechbiometric.com](mailto:info@signtechbiometric.com)  
 Tel: (578) 515 0472